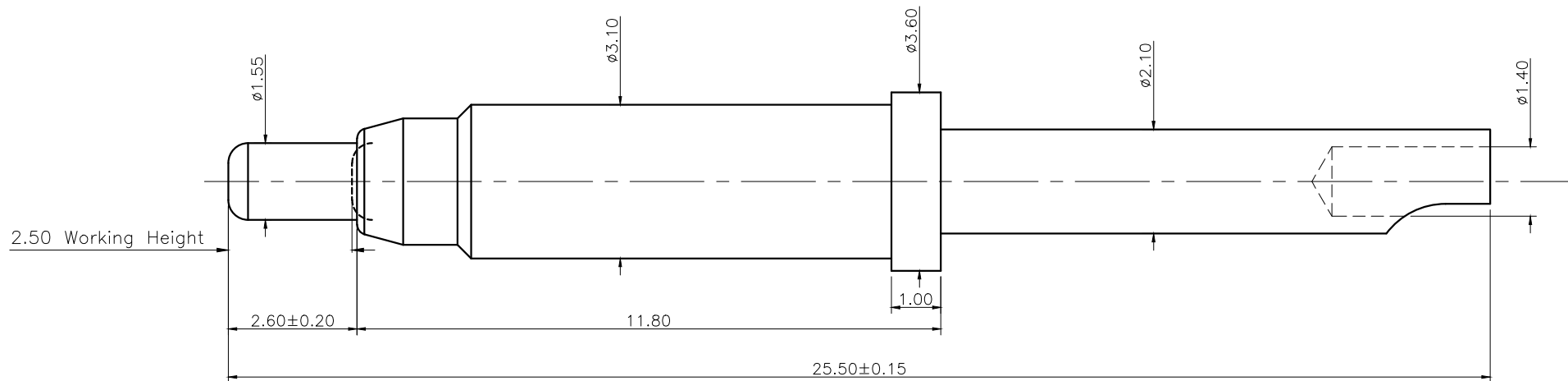




Please Approve this Drawing	
Date	
Signature	

NO.	Part Name	Q'TY	Material	Plated surface
1	Plunger	1	C3604	AU 20 U" MIN OVER 50~100 U" NI
2	Barrel	1	C3604	AU 15 U" MIN OVER 50~100 U" NI
3	Spring	1	SUS304	Not Plated
4	Ball	1	Brass	AU 10 U" MIN



- Notes:
- Electrical
 - Rated Current&Voltage:DC 12V 5.0A
 - Contact Resistance:30 mohm maximum at Working Height(quiescence)
 - Mechanical
 - Spring Force :100g±20g at Working Height
 - Durability:10000 Cycles(minimum)
 - To ensure the best usage,please operate it based on the working Height
 - Based on the Engineering Drawings,shall not exceed the maximum allowed compression

DRAWN	Roy	DATE	2015.08.28			 Dongguan Promax Electronics Technology Co., Ltd
CHECKED		SCALE	10:1	VER.	B.0	
APPROVED		TITLE	pogo pin connector.			Ang:
PROJECT		DRAWING NO.	C239-01			0 ±1°
SHEET	1 of 1	UNIT	mm			.0 ±0.5°
						.00 ±0.25°
						Dim:
						0 ±0.15
						.0 ±0.10
						.00 ±0.05

VER.	DESCRIPTION	ECN NO.	DATE