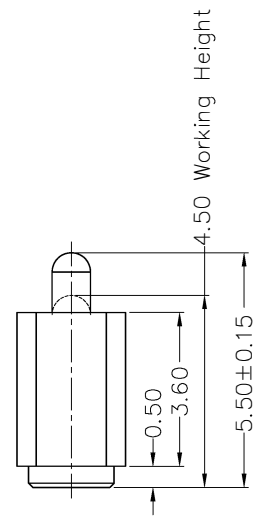
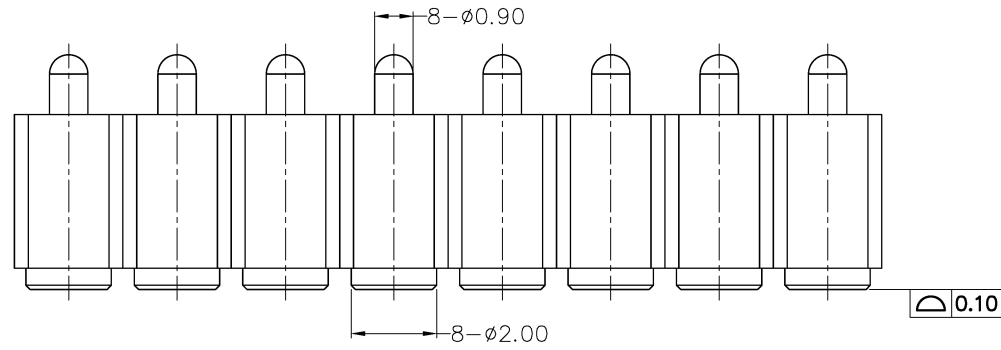
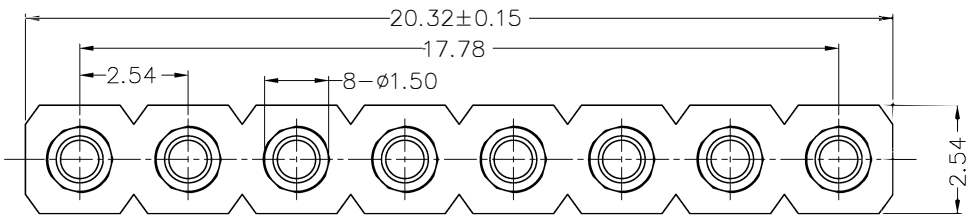


Please Approve this Drawing

Date

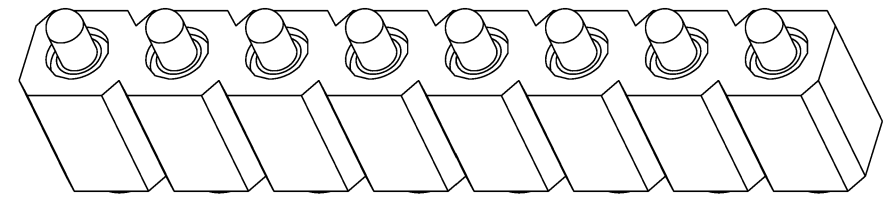
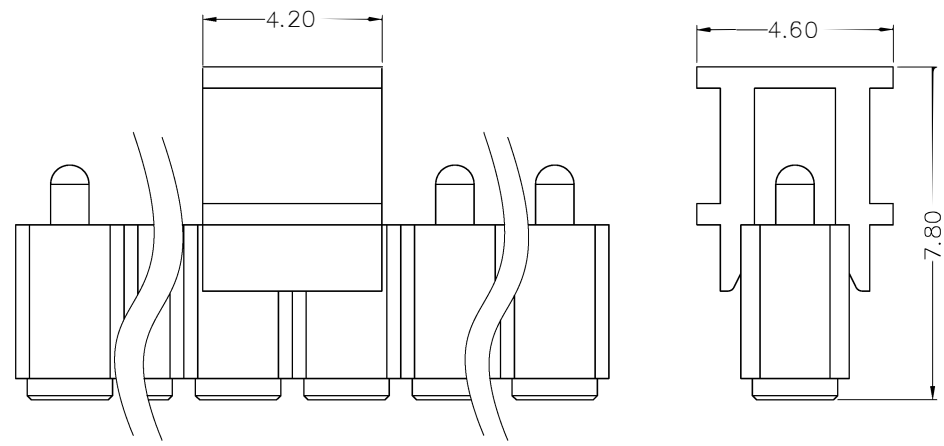
Signature

NO.	Part Name	Q'TY	Material	Plated surface
1	Plunger	12	C3604	Au 16u" Min. Over 50~100u" Ni
2	Barrel	12	C3604	Au 4u" Min. Over 50~100u" Ni
3	Spring	12	SUS 304	N/A
4	Housing	1	LCP	Black,UL94V-0
5	Cap	1	LCP	N/A





NOTES:

- Electrical
  - .Rated Current & Voltage : DC 12 V ; 2.0A
  - .Contact Resistance:30 mohm maximum at Working Height(Quiescence)
  - .Insulation Resistance: 500MΩ Min. at 500VDC/Minute
  - .Dielectric Withstanding Voltage: At 500VAC/Minute No Breakdown
- Mechanical
  - .Spring Force : 120gf±20% at Working Height
  - .Durability:10,000 cycles(minimum)
  - .Contact Retention Force:300gf/PIN Min.
- Environmental
  - .Operating Temperature: -25°C~+85°C
  - .Humidity Range: 10%RH~90%RH
  - .Salt Spray: 48 Hours
- Part To Be Free Form Manufacturing Lubricants.
- When the current is greater than 1A then need to increase the time delay circuit(3 second)
- To avoid arcing issue, The adaptor start to power supply after connector mated fully.
- To ensure the best usage,please operate it based on the working height.
- RoHs&HF compliant product.
- SMT Temperature: 265°C±5'; 2±0.5S  
Soldering Temperature: 280°C±5'; 10±1S



VER.	DESCRIPTION	ECN NO.	DATE

DRAWN	Roy.wei	DATE	2016.09.14		 Dongguan Promax Electronics Technology Co., Ltd
CHECKED		SCALE	10:1	VER. B.0	
APPROVED		TITLE	pogo pin connector.		Ang:
PROJECT		DRAWING NO.	C512-08R		0 ±1°
SHEET	1 of 1	UNIT	mm		.0 ±0.5°
					.00 ±0.25°
					0 ±0.15
					.0 ±0.10
					.00 ±0.05