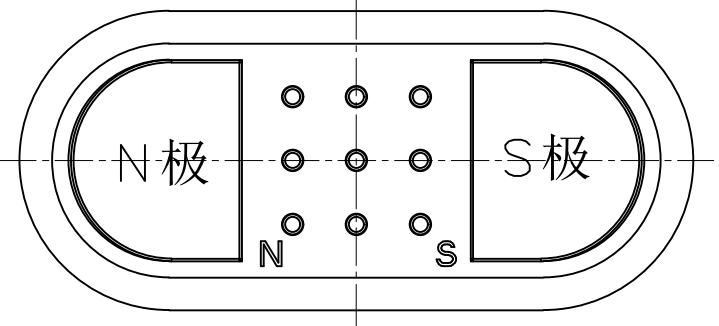
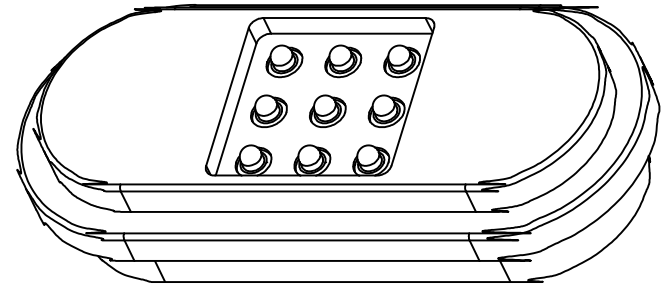
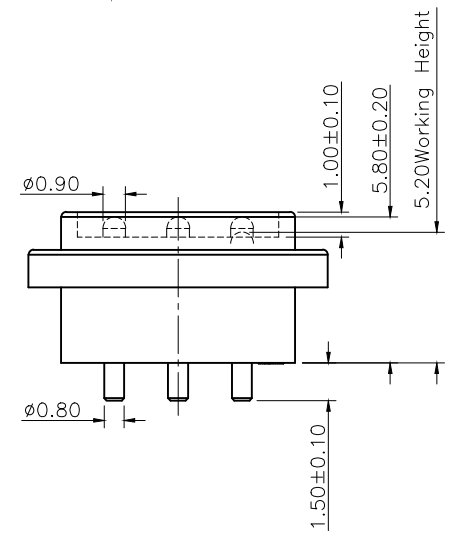
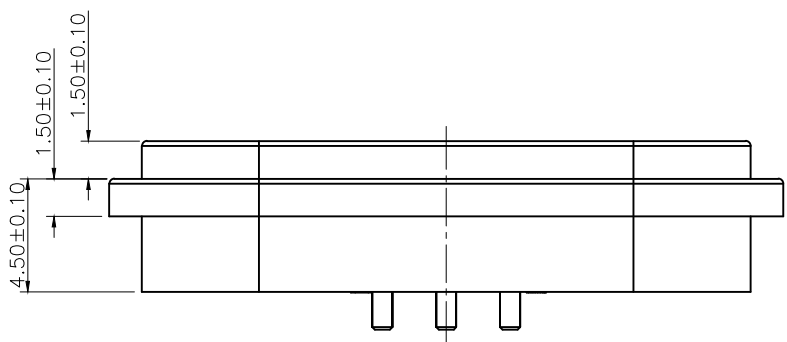
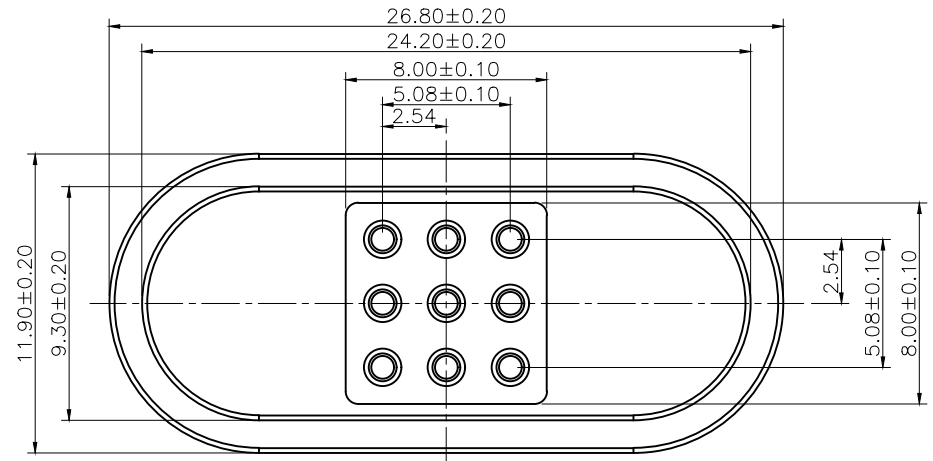


Please Approve this Drawing

Date

Signature

N0.	Part Name	Q'TY	Material	Plated surface
1	Plunger	9	brass	Au 3u" Min. Over 50u" Min. Ni
2	Barrel	9	brass	Au 3u" Min. Over 50u" Min. Ni
3	Spring	9	SUS304	/
4	Housing	1	High temp.Plastic; UL94 V-0 Color Black	
5	Magnet	2	N52	Plating Ni



NOTES:

- Electrical
 - .Rated Current & Voltage : DC 12 V ; 1.0A Max.
 - .Contact Resistance: 50 mohm maximum at Working Height(Quiescence)
- Mechanical
 - .Full store: 0.80 mm
 - .Working Store: 0.60 mm
 - .Spring Force: 55±15gf at Working Height
 - .Durability:10,000 cycles(minimum)
- Environmental
 - .Operating Temperature: -40°C~+85°C
 - .Humidity Range: 10%RH~90%RH
 - .Salt Spray: 48 Hours
- When the current is greater than 1A then need to increase the time delay circuit(3 second)
- To avoid arcing issue, The adaptor start to power supply after connector mated fully.
- To ensure the best usage,please operate it based on the working height.
- .RoHs&HF compliant product.

DRAWN	lys	DATE	2022.02.12		Dongguan Promax Electronics Technology Co., Ltd	
CHECKED		SCALE	10:1	VER. A.0		
APPROVED		TITLE	pogo pin connector.		Ang:	
PROJECT		DRAWING NO.	NC4409-09PA		0 ±1°	Dim:
SHEET	1 of 1	UNIT	mm		.0 ±0.5°	0 ±0.20
					.00 ±0.25°	.0 ±0.15
						.00 ±0.10

VER.	DESCRIPTION	ECN NO.	DATE