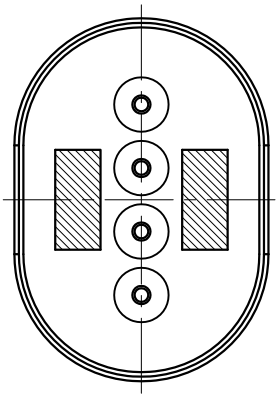
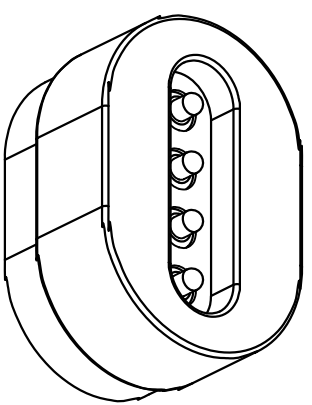
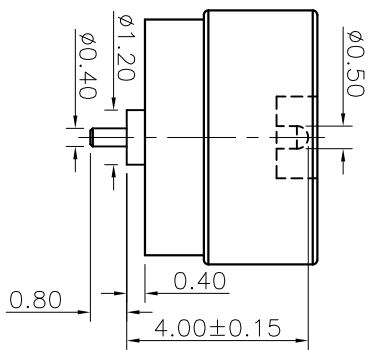
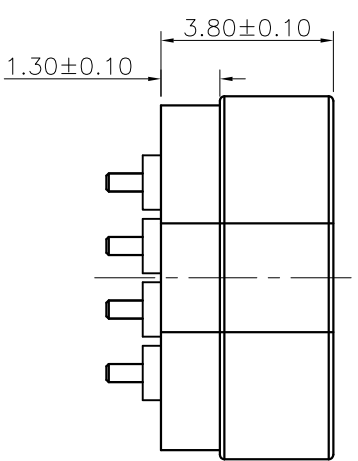
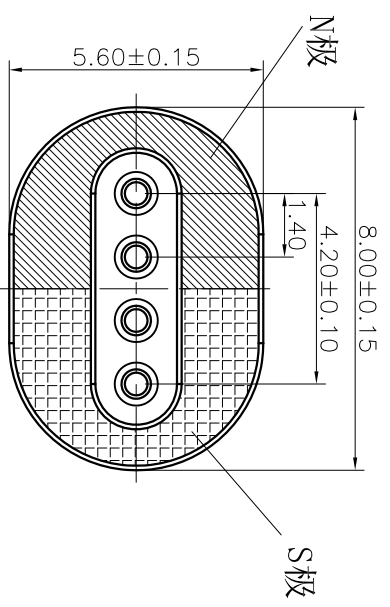


Please Approve this Drawing  
Date  
Signature



| NO. | Part Name | Q'ty | Material                                  | Plated surface                 |
|-----|-----------|------|-------------------------------------------|--------------------------------|
| 1   | Plunger   | 4    | 无铅铜                                       | Au 10u" Min. Over 50u" Min. Ni |
| 2   | Barrel    | 4    | 无铅铜                                       | Au 10u" Min. Over 50u" Min. Ni |
| 3   | Spring    | 4    | SUS304                                    | /                              |
| 4   | Housing   | 1    | High temp. Plastic: UL94 V-0 Color: Black |                                |
| 5   | Magnet    | 1    | MS2                                       | Plating Ni                     |
| 6   |           |      |                                           |                                |

NOTES:

- Electrical  
 . Rated Current & Voltage : DC 12 V ; 2.0A Max.  
 . Contact Resistance: 50 mohm maximum  
 . at Working Height(Quiescence)
- Mechanical  
 . Full store: 0.70 mm  
 . Working Store: 0.50 mm  
 . Spring Force: 50±10gf at Working Height  
 . Durability: 10,000 cycles(minimum)
- Environmental  
 . Operating Temperature: -30C~+85C  
 . Humidity Range: 10%RH~90%RH  
 . Salt Spray: 48 Hours
- When the current is greater than 1A then need to increase the time delay circuit(3 second)
- To avoid arcing issue, The adaptor start to power supply after connector mated fully.
- To ensure the best usage, please operate it based on the working height.
- .RoHS&HF compliant product.

|      |             |         |      |
|------|-------------|---------|------|
| VER. | DESCRIPTION | EON NO. | DATE |
|------|-------------|---------|------|

| DRAWN    | DATE        | 2022.05.10          | 东莞市樂瑞电子科技有限公司 |                                       |
|----------|-------------|---------------------|---------------|---------------------------------------|
| CHECKED  | SCALE       | 10:1                | VER. A.0      |                                       |
| APPROVED | TITLE       | pogo pin connector. |               |                                       |
| PROJECT  | DRAWING NO. | NC4673-04PA         |               |                                       |
| SHEET    | 1 of 1      | UNIT                | mm            | Ang: 0 ±1°<br>.0 ±0.5°<br>.00 ±0.25°  |
|          |             |                     |               | Dim: 0 ±0.20<br>.0 ±0.15<br>.00 ±0.10 |