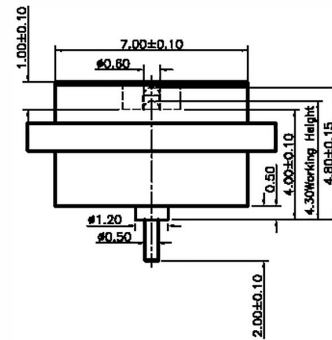
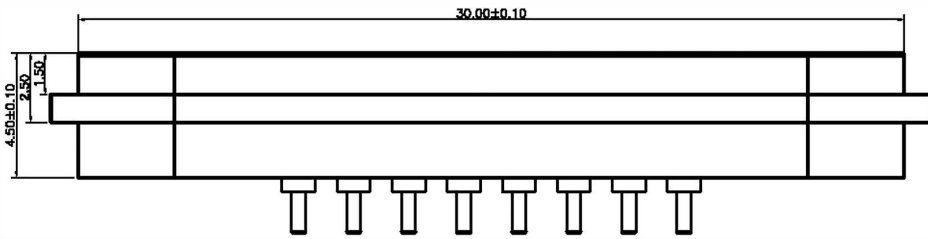
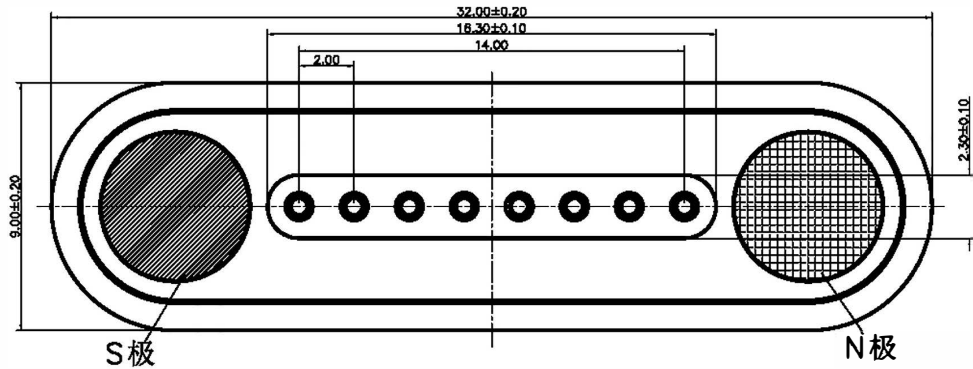


Please Approve this Drawing

Date

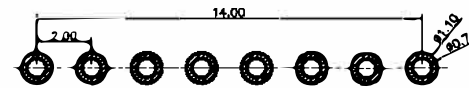

Signature

NO.	Part Name	Q'TY	Material	Plated surface
1	Plunger	8	brass	Au 5u" Min. Over 50u" Min. Ni
2	Barrel	8	无铅铜	Au 3u" Min. Over 50u" Min. Ni
3	Spring	8	SUS304	
4	Ball	8	SUS304	Au 1u" Min. Over 50u" Min. Ni
4	Housing	1	High temp.Plaetic	UL94 V-0 Color Black
5	Magnet	2	NdFeB	Plating Ni



NOTES:

- Electrical
  - .Rated Current & Voltage : DC 12 V ; 3.0A Max.
  - .Contact Resistance: 50 mohm maximum at Working Height(Quiescence)
- Mechanical
  - .Full store: 0.70 mm
  - .Working Store: 0.50 mm
  - .Spring Force: 40gf±10gf at Working Height
  - .Durability:10,000 cycles(minimum)
- Environmental
  - .Operating Temperature: -25°C~+85°C
  - .Humidity Range: 10%RH~90%RH
  - .Salt Spray: 48 Hours
- When the current is greater than 1A then need to increase the time delay circuit(3 second)
- To avoid arcing issue, The adaptor start to power supply after connector mated fully.
- To ensure the best usage,please operate it based on the working height.
- .RoHs&HF compliant product.



Recommended pcb layout  
Layout tolerance: ±0.05mm

DRAWN	lys	DATE	2022.07.22		Dongguan Promax Electronics Technology Co., Ltd
CHECKED		SCALE	10:1	VER. B.0	
APPROVED		TITLE	pogo pin connector.		Ang:
PROJECT		DRAWING NO.	NC4856-08PB		0 ±1°
SHEET	1 of 1	UNIT	mm		.0 ±0.5°
					.00 ±0.25°
					0 ±0.20
					.0 ±0.15
					.00 ±0.10

VER.	DESCRIPTION	ECN NO.	DATE