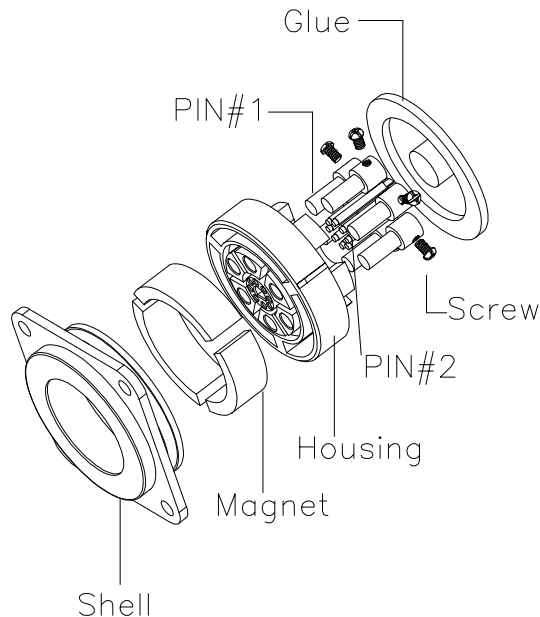
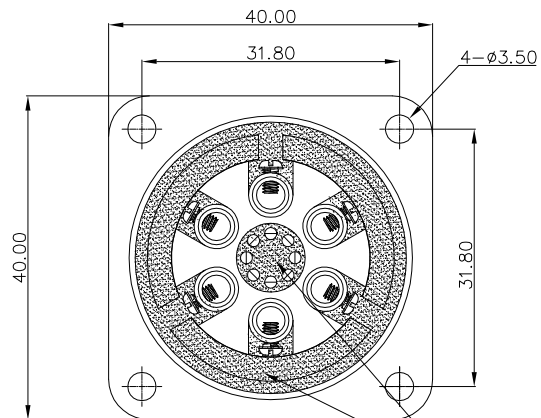
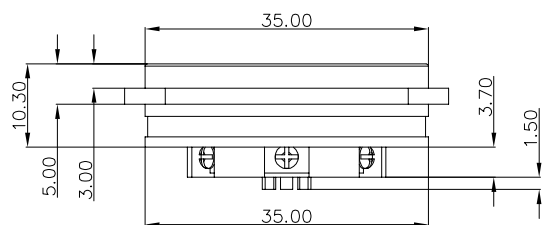
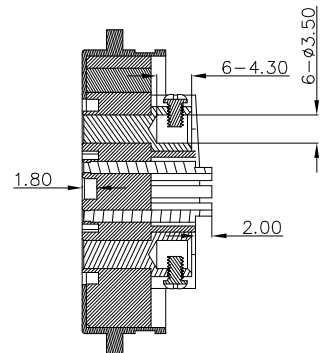
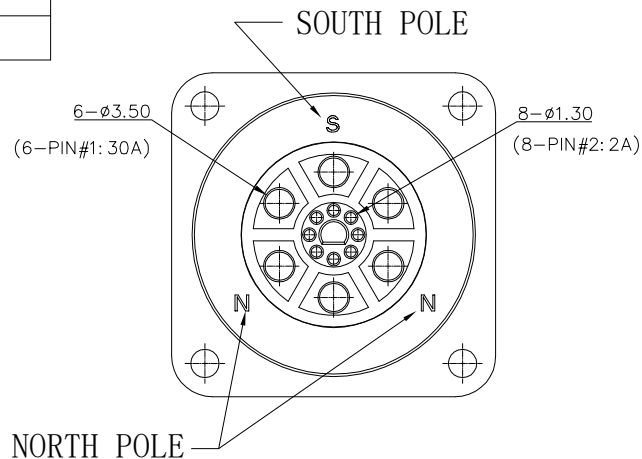


Please Approve this Drawing

Date

Signature



打环氧树脂胶

NO.	Part Name	Q'TY	Material	Plated surface
1	PIN#1	6	HBI59	Au 30u" Min. Over 50~100u" Ni
2	PIN#2	8	HBI59	Au 10u" Min. Over 50~100u" Ni
3	Housing	1	PA66	UL 94V-0, Black
4	Magnet	3	N52	80~200u" Ni
5	Shell	1	Al-alloy	80~200u" Ni
6	Screw(M2.0)	6	Alloy	/

NOTES:

- Electrical
 - Pogo PIN#1:
 - .Rated Current & Voltage : DC 28 V ; 30A MAX.
 - .Contact Resistance: 50 mohm maximum at Working Height(Quiescence)
 - Pogo PIN#2:
 - .Rated Current & Voltage : DC 12 V ; 2.0A MAX.
 - .Contact Resistance: 50 mohm maximum at Working Height(Quiescence)
- Mechanical
 - .Durability:10,000 cycles(minimum)
- Male and female docking magnetic force: 2.0kgf MIN.
- Waterproofing Grade:IP65
- Environmental
 - .Operating Temperature: -25°C~+85°C
 - .Humidity Range: 10%RH~90%RH
 - .Salt Spray: 48 Hours
- When the current is greater than 1A then need to increase the time delay circuit(3 second)
- To avoid arcing issue, The adaptor start to power supply after connector mated fully.
- To ensure the best usage,please operate it based on the working height.
- .RoHS&HF compliant product.

VER.	DESCRIPTION	ECN NO.	DATE

DRAWN	Devin	DATE	2022.11.21		Dongguan Promax Electronics Technology Co., Ltd
CHECKED		SCALE	10:1	VER. A.0	
APPROVED		TITLE	Magnet connector.		Ang:
PROJECT		DRAWING NO.	NF5407-14PA		0 ±1°
SHEET	1 of 1	UNIT	mm		.0 ±0.5°
					.00 ±0.25°
					.0 ±0.20
					.00 ±0.10