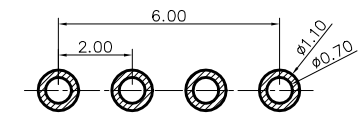
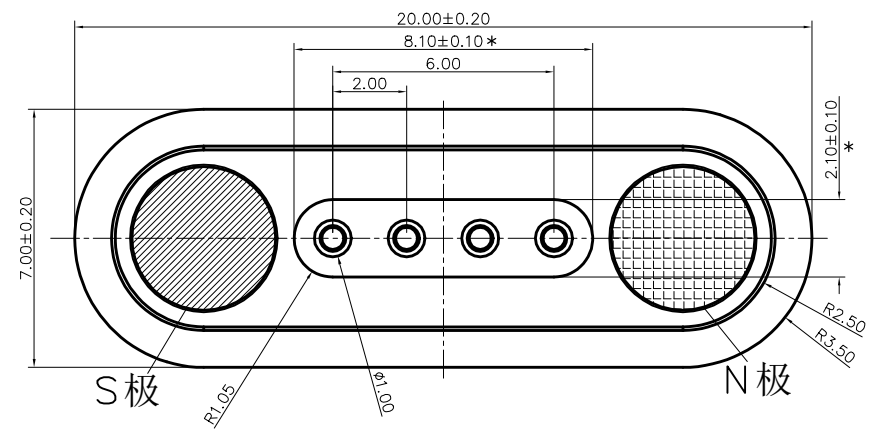


Please Approve this Drawing

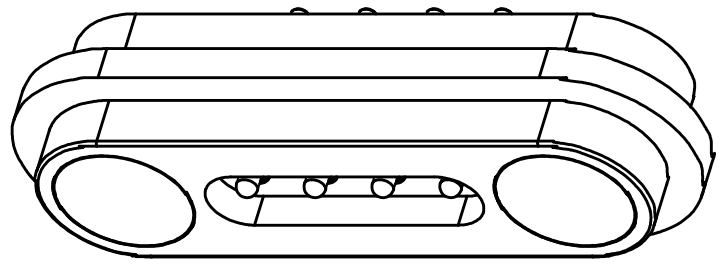
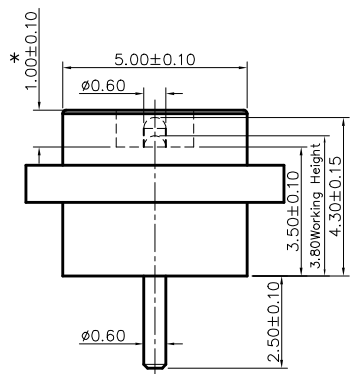
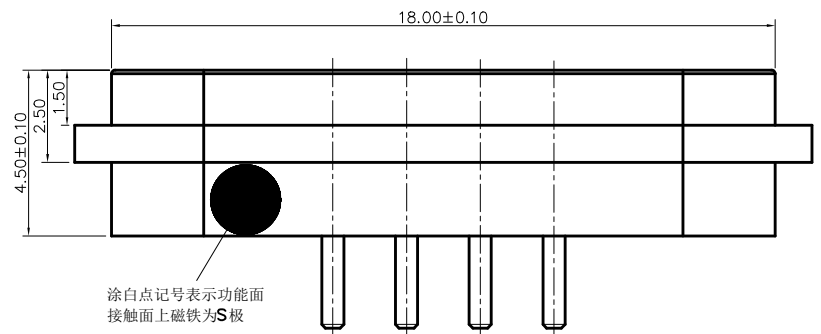
Date

Signature

NO.	Part Name	Q'TY	Material	Plated surface
1	Plunger	4	无铅铜	Au 5u" Min. Over 50u" Min. Ni
2	Barrel	4	无铅铜	Au 3u" Min. Over 50u" Min. Ni
3	Spring	4	SUS304	/
4	Magnet	2	NdFeB	Plating Ni
5	Housing	1	High temp.Plastic; UL94 V-0	Color Black

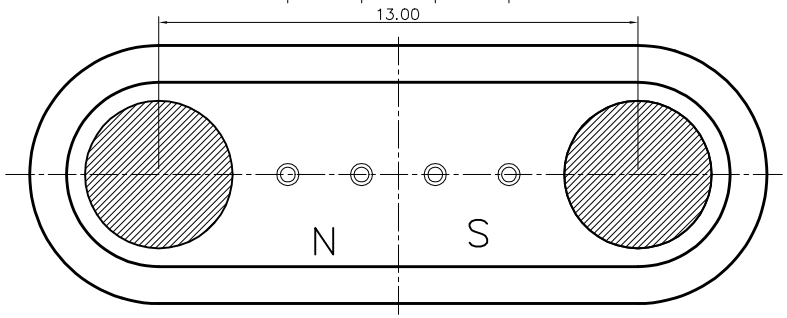


Recommended pcb layout
Layout tolerance: ±0.05mm



NOTES:

- Electrical
 - .Rated Current & Voltage : DC 12 V ; 1.0A Max.
 - .Contact Resistance: 50 mohm maximum at Working Height(Quiescence)
- Mechanical
 - .Full store: 0.70 mm
 - .Working Store: 0.50 mm
 - .Spring Force: 40gf±10gf at Working Height
 - .Durability: 10,000 cycles(minimum)
- Environmental
 - .Operating Temperature: -25°C~+85°C
 - .Humidity Range: 10%RH~90%RH
 - .Salt Spray: 48 Hours
- When the current is greater than 1A then need to increase the time delay circuit(3 second)
- To avoid arcing issue, The adaptor start to power supply after connector mated fully.
- To ensure the best usage, please operate it based on the working height.
- .RoHS&HF compliant product.
- Marked with * as the key control dimension, process control.



DRAWN	lys	DATE	2023.05.29			Dongguan Promax Electronics Technology Co., Ltd.
CHECKED		SCALE	10:1	VER.	A.0	
APPROVED		TITLE	pogo pin connector.			Ang:
PROJECT		DRAWING NO.	NC5909-04PA			0 ±1°
SHEET	1 of 1	UNIT	mm			.0 ±0.5°
						.00 ±0.25°
						0 ±0.20
						.0 ±0.15
						.00 ±0.10

VER.	DESCRIPTION	ECN NO.	DATE